



LESSON 6 OF 8: MAKING NOUNS FROM VERBS

A PREVIEW:

1. Revision/Marudio
 - Salamu/Greetings
 - Kujijulisha/Introducing self
 - Ki-language prefix
 - Mahusiano/Relations
 - Kauli muhimu/Key statements
2. Parts of the body
3. Making 1/2 Class Nouns from verbs

1 a Salamu

Habari gani?	Njema.
Hujambo?	Sijambo.
Hamjambo?	Hatujambo.
Shikamoo!	marahaba.
Sasa?	Poa.
Mambo?	Poa.

1 b Kujijulisha

<i>Mtu wa 1:</i> Je, unaitwa aje?	What is your name?
<i>Mtu wa 2:</i> Jina langu ni Sakala.	My name is Sakala.
<i>Mtu wa 1:</i> Na wewe unaitwa aje?	And you what is your name?
<i>Mtu wa 2:</i> Mimi ninaitwa Leslie.	My name is Leslie.
<i>Mtu wa 1:</i> Asante.	Thank you.
<i>Mtu wa 2:</i> Karibu.	Welcome.

1 c Ki-Language Prefix – Kiswahili marks languages by using the prefix Ki-. Eg.

English	Kingereza
Portuguese	Kireno
Greek	Kigiriki
Arabic	Kiarabu
Igbo	Kiigbo
INSERT THE NAME OF YOUR LANGUAGE	ATTEMPT ITS KISWAHILI NAME

1 d Mahusiano/Relations

Baba	Babu
Mama	Mume
Kaka	Mke
Dada	Ndugu
Nyanya	Shangazi
ANY OTHER RELATIONS? POST IT IN THE CHAT.	

1 e Kauli muhimu/Key statements

Asante sana.	Samahani.
Tafadhali.	Hakuna matata.
Pole.	Hodi! Karibu.
Naomba.	Asante. Karibu.
Kwa heri.	Siku njema.

The assumption is that we know these commonly used words.

2. VIUNGO VYA MWILI/ PARTS OF THE BODY



SW: KICHWA

VICHWA



SW: JICHO/MACHO










EN: EYE/EYES



SW: PUA

PUA/MAPUA

EN: NOSE

<p>EN: HEAD</p> 		
<p>SW: NYUSI/NYUSI EN: EYEBROW</p>	<p>SW: MDOMO/MIDOMO EN: MOUTH</p>	<p>SW: JINO/MENO EN: TOOTH/TEETH</p>
 <p>SW:</p> <p>MKONO/MIKONO EN: HAND/HANDS</p>	 <p>SW: MGUU/MIGUU EN: LEG/LEGS</p>	 <p>SW: KIDOLE/VIDOLE EN: FINGER/FINGERS</p>
 <p>SW: GOTI/MAGOTI EN: KNEE/KNEES</p>	 <p>SW: ULIMI/NDIMI EN: TONGUE/TONGUES</p>	 <p>SW: KISUGUDI/KIWIKO VISUGUDI/VIWIKO EN: ELBOW/ELBOWS</p>



SW: BEGA/MABEGA
EN: SHOULDER/SHOULDERS



SW: SHINGO/SHINGO
EN: NECK/NECKS



SW: TUMBO/TUMBO
EN: STOMACH/STOMACHS



SW: KIFUA/VIFUA
EN: CHEST/CHESTS



SW: PAJA/MAPAJA
EN: THIGH/THIGHS



SW: WAYO/NYAYO
EN: FOOT/FEET

3. Making 1/2 Class Nouns from verbs

- Nouns in Kiswahili are organized in classes, called **Ngeli**.
- Noun classes are cited by numbers and their respective prefixes.
- The classes determine what prefixes to use with the verbs and adjectives that relate to the nouns.
- The 1 and 2 noun class is for living creatures including humans and animals.
- The prefixes for **1/2 Noun Class** is **M/WA**. These nouns use M-prefix in singular and WA- prefix in plural forms. A good example is in indicating nationality: eg.





	COUNRTY	Nationals (singular)	Nationals (Plural+)
1.	Botswana	M botswana	W abotswana
2.	Namibia	M namibia	W anamibia
3.	The Gambia	M gambia	W agambia
4.	Jamaica	M jamaika	W jamaika
5.	WRITE NAME OF YOUR COUNTRY	FILL IN	FILL IN
6.	Eg. Kenya	M kenya	W akenya

In a sentence:

1. **M**kenya **m**moja/One Kenyan.
Wakenya **w**wili/Two Kenyans.
2. Mimi ni **M**namibia./Am a Namibian.
Sisi ni **W**anamibia./We are Namibians.

- Another way of getting 1 and 2 Class Nouns is deriving them from verbs, meaning they are the **doers of the action**. Eg.

No.	Verb/Kitenzi	NGELI YA 1 M- Singular	NGELI YA 2 WA- Plural
1.	Chunga, to shepherd	M chungaji	W achungaji
2.	Sema, to speak	M semaji	W asemaji
3.	Soma, to read	M somaji	W asomaji
4.	Uza, to sell	M uuzaji	W auzaji

5.	Cheza, to play	Mchezaji 	Wachezaji 
6.	Panga, to rent out	Mpangaji	Wapangaji
7.	Kaa, to live	Mkaaji	Wakaaji
8.	Tangaza, to broadcast	Mtangazaji	Watangazaji
9.	Imba, to sing	Mwimbaji 	Waimbaji 
10.	Andika, to write	Mwandishi	Waandishi
11.	Pika, to cook	Mpishi	Wapishi
12.	Penda, to love	Mpenzi	Wapenzi
13.	Ganga, to treat	Mganga	Waganga
14.	Hariri, to edit	Mhariri	Wahariri
15.	Tafiti, to research	Mtafiti	Watafiti
16.	Tahini, to examine	Mtahini	Watahini
17.	GET ANY VERB OF YOUR CHOICE – IT CAN BE IN ENGLISH	IMAGINE THE DOER IN THE VERB YOU CHOOSE	IMAGINE THE DOERS IN THE VERB YOU CHOOSE
FELLOW TEACHERS CAN ATTEMPT ANSWERING THE VERBS TO GIVE THE DOER AND THE DOERS.			

- In a sentence:
- **Mchezaji mmoja/One player.**
- **Wachezaji wawili/Two players.**

Asanteni.

MASWALI/QUESTIONS???