



LAST WEEK'S REVISION:

NUMBERS

Numbers in Swahili are very easy to say.

If you know how to say **0, 1, 2, 3, 4, 5, 6, 7, 8, 9, 10, 20, 30, 40, 50, 60, 70, 80, 90, 100**, and then you should be able to say any other (practical) number.

SWAHILI	ENGLISH	SWAHILI	ENGLISH
Sufuri/Sifuri	0	-----	-----
Moja	1	MIA MOJA	100
Mbili	2	MIA MBILI	200
Tatu	3	MIA TATU	300
Nne	4	MIA NNE	400
Tano	5	MIA TANO	500
Sita	6	MIA SITA	600
Saba	7	MIA SABA	700
Nane	8	MIA NANE	800
Tisa	9	MIA TISA	900
Kumi	10	ELFU MOJA	1000
-----	---	ELFU KUMI	10,000
ISHIRINI	20	ELFU ISHIRINI	20,000
THELATHINI	30	ELFU THELATHINI	30,000
AROBAINI	40	ELFU AROBAINI	40,000
HAMSINI	50	ELFU HAMSINI	50,000
SITINI	60	ELFU SITINI	60,000
SABINI	70	ELFU SABINI	70,000
THEMANINI	80	ELFU THEMANINI	80,000
TISINI	90	ELFU TISINI	90,000
MIA	100	LAKI MOJA	100,000

LESSON 4 A: ASKING FOR HELP

SWAHILI	ENGLISH
1. Nina/Nasikia/Nahisi kiu;	I am thirsty!

Nina/Nasikia/Nahisi kiu sana!	I am very thirsty!
2. Nina/Nasikia/Nahisi/ njaa;	I am hungry!
3. Nina/Nasikia/Nahisi njaa sana!	I am very hungry!
4. Tafadhali nilettee chakula moto.	Bring me some hot food, please.
5. Tafadhali nipatie dawa!	Get me some medicine, please!
6. Unaweza kunisaidia, tafadhali?	Can you help me, please?
7. Unaweza kunipeleka hospitali, tafadhali?	Could you take me to hospital, please?
8. Nipunguzie bei, tafadhali. Mimi rafiki yako	Give me some discount, please. I'm your friend
9. Kichwa kinaniuma.	I have got headache.
10. Tafadhali nipatie maji baridi.	Get me cold water, please.
11. Tafadhali nipatie chakula.	Get me some food, please.

LESSON 4 B: FAMILY RELATIONS

SWAHILI	ENGLISH	SWAHILI	ENGLISH
Kaka	Brother	Mjomba	Maternal Uncle
Ndugu	Brother/Sister	Mama	Mother
Shemeji/ Shemeji	Brother-in-law/Sister in-law (also husband's/wife's brother)	Mama Mkuu	Mother's elder sister
Mtoto/Watoto	Child/Children	Mama Mdogo	Mother's younger sister
Mtoto wa kike	Daughter	Mpwa	Nephew/Niece
Baba	Father	Shangazi	Peternal Aunt
Mkwe	Father-in-law	Mke	Wife
Mlezi	Guardian	Mume	Husband
Mchumba	Fiancé	Wifi	Husband's sister
Rafiki/Marafiki	Friend/Friends	Mapacha	Twins
Mjukuu/Wajukuu	Grand-child/Grand-Children	Dada	Sister
Babu	Grandfather	Mtoto wa kiume	Son
Bibi/Nyanya	Grandmother	Baba wa kambo	Step-father
Kitukuu	Great grand-child	Ndugu wa kambo	Step-brother/sister

TODAY'S LESSON 5:

Subject Pronouns

Pronouns are words that stand in for nouns—I, *she*, *it*, *they*, and so on.

Subject pronouns are specifically the pronouns that are used as the subject of a sentence—The main doer of the action.

In Swahili, the subject pronouns are:

Mimi	I
Wewe	You (singular, used with one person)
Yeye	He/She
Sisi	We
Nyinyi	You (plural), all of you, you all
Wao	They

Subject Prefixes on Verbs

In Swahili, there are special prefixes—short pieces added to the beginning of words—that are attached to verbs to represent the subject of the sentence.

Mimi	ni-
Wewe	u-
Yeye	a-
Sisi	tu-
Nyinyi	m-
Wao	wa-

Verb Conjugation

A verb conjugation is a pattern of changes that a verb undergoes to “match” its subject. In English, for example, from the infinitive (basic form) *to sing*, we say *I sing*, but *she sings*.

In Swahili, verb conjugations work a bit differently, with things being added to the beginning (and even the middle!) of a verb rather than the end.

So, a Swahili verb can be built with three elements in it: **subject prefix + tense infix + verb root**. Here are examples of this with **kutoka**:

Mimi ni natoka Kenya	<i>I come from Kenya.</i>
Wewe u natoka Kenya	<i>You come from Kenya.</i>
Yeye a natoka Kenya	<i>He/She comes from Kenya</i>
Sisi tu natoka Kenya	<i>We come from Kenya</i>
Nyinyi m natoka Kenya	<i>(All of) You come from Kenya.</i>
Wao wa natoka Kenya	<i>They come from Kenya.</i>

Now let's try that again with **kusoma (to read)**.

Again, we'll drop the **ku**—and then add the **present tense marker/infix**—no— along with the subject

prefixes.







Mimi ninasoma Kiswahili	I read Swahili
Wewe unasoma Kiswahili	You read Swahili
Yeye anasoma Kiswahili	He/She reads Swahili
Sisi tunasoma Kiswahili	We read Swahili
Nyinyi mnasoma Kiswahili	(All of) You read Swahili
Wao wanasoma Kiswahili	They read Swahili

EXERCISE

Fill in the blanks with the appropriate subject pronouns. (**-imba: to sing**)

- _____ ninaimba Kiswahili.
- _____ unaimba Kiswahili.
- _____ anaimba Kiswahili.
- _____ tunaimba Kiswahili.
- _____ mnaimba Kiswahili.
- _____ wanaimba Kiswahili.

VIUNGO VYA MWILI/ PARTS OF THE BODY

 <p>SW: KICHWA</p> <p>EN: HEAD</p>	 <p>SW: JICHO/MACHO</p> <p>EN: EYE/EYES</p>	 <p>SW: PUA</p> <p>EN: NOSE</p>
 <p>EN: EYEBROW SW: NYUSI</p>	 <p>SW: MDOMO</p> <p>EN: MOUTH</p>	 <p>SW: JINO/MENO</p> <p>EN: TOOTH/TEETH</p>




EN: HAND SW: MKONO



SW: MGUU

EN: LEG



SW: KIDOLE/VIDOLE

EN: FINGER/FINGERS



EN: KNEE SW: GOTI



SW: ULIMI/NDIMI

EN: TONGUE/TONGUES




SW: KISUGUDI/KIWIKO

EN: ELBOW

 <p>EN: SHOULDER SW: BEGA</p>	 <p>SW: SHINGO</p> <p>EN: NECK</p>	 <p>SW: TUMBO</p> <p>EN: STOMACH</p>
 <p>EN: CHEST SW: KIFUA</p>	 <p>SW: PAJA</p> <p>EN: THIGH</p>	 <p>SW: WAYO/NYAYO</p> <p>EN: FOOT/FEET</p>

COLORS IN SWAHILI

ENGLISH	SWAHILI	RANGI/COLORS
WHITE	NYEUPE	NYEUPE
BLACK	NYEUSI	
PINK	WARIDI	WARIDI
RED	NYEKUNDU	NYEKUNDU
DARK BLUE	BLUU	BLUU
LIGHT BLUE	SAMAWATI	SAMAWATI
GREEN	KIJANI	KIJANI
DARK GREEN	KIJANI KIBICHI	KIJANI KIBICHI
LIGHT GREEN	CHANKIWITI	CHANKIWITI
YELLOW	MANJANO	MANJANO
ORANGE	CHUNGWA	CHUNGWA
BROWN	HUDHURUNGI/KAHAWIYA	HUDHURUNGI/KAHAWIYA
GREY	KIJIVU	KIJIVU
PURPLE	ZAMBARAU	ZAMBARAU
GOLD	DHAHABU	DHAHABU

RANGI



© LANGUAGE PARTY HOUSE 2019

